
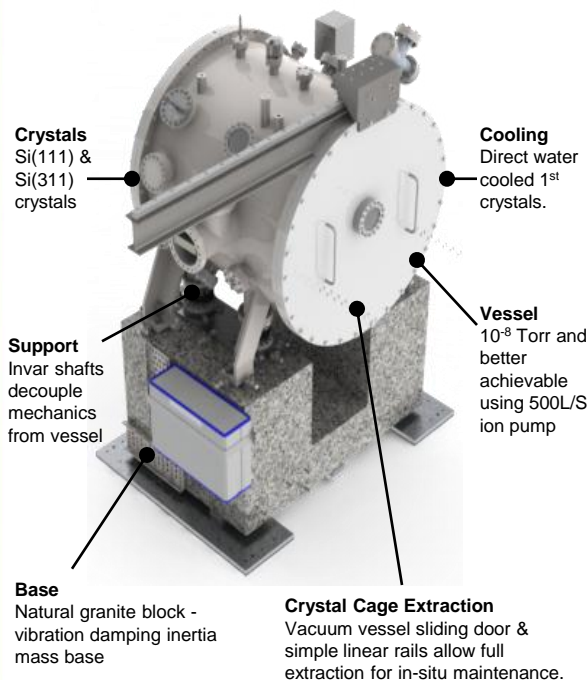


## Features

- Energy range 2.05-35 keV.
- Bounce down geometry.
- Multiple crystal sets (Si(111) & Si(311)) in single chamber with automated crystal exchange.
- Step, quick & continuous scanning EXAFS mode.
- High precision, ultra-stiff rotary table.
- Novel 1<sup>st</sup> crystal cooling - heat load 44W.
- Water cooling circuits run via central bore of main rotation table.
- Full extraction of crystal cage on simple linear rails for maintenance.
- High vacuum level  $5 \times 10^{-8}$  Torr.
- Very stable base block of natural granite.
- Angular bragg range 0 - 75°.
- EPICS control system.

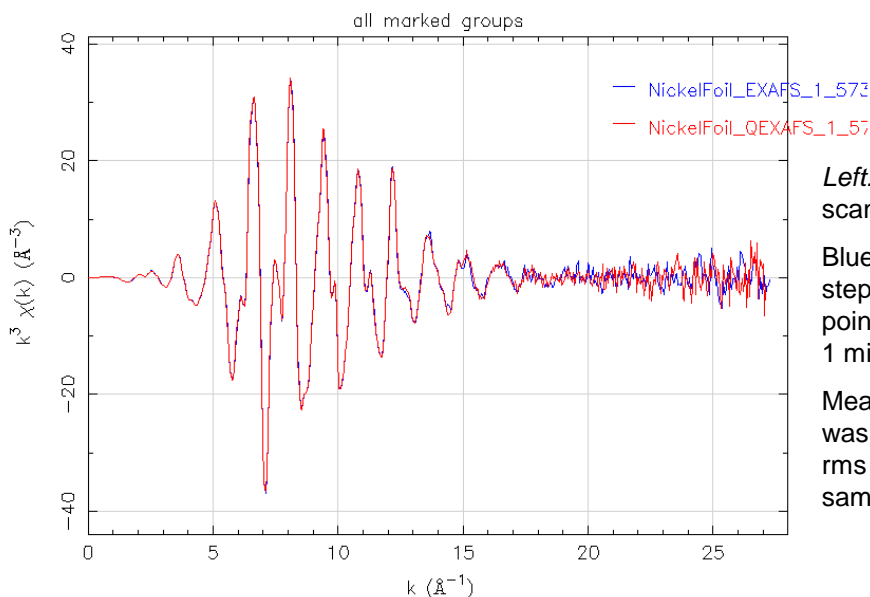
## Quick EXAFS DCM

IDT have recently designed, built, tested & installed a complex DCM on B18 at Diamond. This is a very demanding DCM and can be used in step scan, quick scan or continuous scanning EXAFS mode.



Above: Crystal cage of EXAFS DCM @ B18 Core EXAFS Beamline at Diamond.

### First QEXAFS spectrum on B18 – data courtesy of Diamond:



Left: Nickel foil QEXAFS scan.

Blue is a standard 50min step scan, 1-5s per point. Red is QEXAFS in 1 min, 25ms per point.

Measured spot stability was between 0.5-1.0 $\mu$ m rms at a distance to sample of 14.5m